


## Plant Report: Plant Report Re-Blooming Iris

*Iris, Bearded 'Anxious'(EL/R) lav MjS 35"*

**Botanical Name:** Iris germanica 'Anxious'  
**Class:** Hardy Perennial  
**Height:** 2 - 3'  
**Flower Color:** Violet  
**Light:** Full Sun  
**Soil:** Alkaline, Rich, Good Drainage, Moist  
**Propagate by:** Division  
**Divide in:** Late Sum  
**Uses:** Bedding  
**Custom:** Re-bloomer, ZONE 6 ONLY, pH 6.5-7.5  
**Remarks:** 548-Deadhead each dead flower bud, not entire stem until all flwring is complete.Then cut flwr stalk to the foliage.Keep leaves looking tidy by pulling off or trimming each leaf.If plant looks bad, cut to 4-6"

**Zone:** 4 - 10  
**Type:** Garden Plant  
**Spacing / Spread:** 1 ft  
**Blooms:** Late Spring, Early Sum, Early Fall



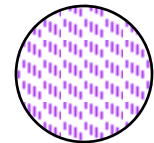
**Plant in:** Late Spring, Early Sum, Early Fall

---

*Iris, Bearded 'Autumn Circus'(E/R) wht/pur MjS 35"*

**Botanical Name:** Iris germanica 'Autumn Circus'  
**Class:** Hardy Perennial  
**Height:** 2 - 3'  
**Blooms:** Late Spring, Early Sum, Early Fall  
**Light:** Full Sun  
**Soil:** Alkaline, Rich, Good Drainage, Moist  
**Propagate by:** Division  
**Divide in:** Late Sum  
**Uses:** Bedding  
**Custom:** Re-bloomer, ZONE 6 ONLY, pH 6.5-7.5  
**Remarks:** 292-Deadhead each dead flower bud, not entire stem until all flwring is complete.Then cut flwr stalk to the foliage.Keep leaves looking tidy by pulling off or trimming each leaf.If plant looks bad, cut to 4-6"

**Zone:** 4 - 10  
**Type:** Garden Plant  
**Spacing / Spread:** 1 ft



**Plant in:** Late Spring, Early Sum, Early Fall

---

## Plant Report: Plant Report Re-Blooming Iris - Page 2

### *Iris, Bearded 'Champagne Elegance'(M/R) wht MjS 33"*

**Botanical Name:** Iris germanica 'Champagne Elegance'  
**Class:** Hardy Perennial  
**Height:** 2 - 3'  
**Flower Color:** White, Orange  
**Light:** Full Sun  
**Soil:** Alkaline, Rich, Good Drainage  
**Propagate by:** Division  
**Divide in:** Late Sum  
**Uses:** Bedding  
**Custom:** Re-bloomer, ZONE 6 ONLY, pH 6.5-7.5  
**Remarks:** 2417-RB Deadhead each dead flower bud, not entire stem until all flowering is complete. Then cut flower stalk to the foliage. Keep leaves looking tidy by pulling off or trimming ind leaves. If whole plant looks bad, cut to 4-6". 10/10/10 2 wks af bloom

**Zone:** 4 - 10  
**Type:** Garden Plant  
**Spacing / Spread:** 1 ft  
**Blooms:** Late Spring, Early Sum, Early Fall

**Plant in:** Late Spring, Early Sum, Early Fall




### *Iris, Bearded 'Coral Chalice'(M/R) wht/salm MjS 34"*

**Botanical Name:** Iris germanica 'Coral Chalice'  
**Class:** Hardy Perennial  
**Height:** 2 - 3'  
**Flower Color:** White  
**Light:** Full Sun  
**Soil:** Neutral, Rich, Good Drainage  
**Propagate by:** Rhizomes, Division  
**Divide in:** Late Sum  
**Uses:** Bedding  
**Custom:** Re-bloomer, ZONE 6 ONLY, pH 6.5-7.5  
**Remarks:** 2402

**Zone:** 4  
**Type:** Garden Plant  
**Spacing / Spread:** 1 ft  
**Blooms:** Late Spring, Early Sum, Early Fall

**Plant in:** Late Spring, Early Sum, Early Fall




### *Iris, Bearded 'Immortality'(M/R) wht MjS 29"*

**Botanical Name:** Iris germanica 'Immortality'  
**Class:** Hardy Perennial  
**Height:** 2 - 3'  
**Flower Color:** White  
**Light:** Full Sun  
**Soil:** Alkaline, Rich, Good Drainage  
**Propagate by:** Division

**Zone:** 4 - 10  
**Type:** Garden Plant  
**Spacing / Spread:** 1 ft  
**Blooms:** Late Spring, Early Sum, Early Fall

**Plant in:** Late Spring, Early Sum, Early Fall



### Plant Report: Plant Report Re-Blooming Iris - Page 3

**Divide in:** Late Sum

**Uses:** Bedding

**Custom:** Re-bloomer, ZONE 6 ONLY, pH 6.5-7.5

**Remarks:** 2416-RB Deadhead each dead flower bud, not entire stem until all flowering is complete. Then cut flower stalk to the foliage. Keep leaves looking tidy by pulling off or trimming ind leaves. If whole plant looks bad, cut to 4-6". 10/10/10 2 wks af bl


---

## Plant Report: Plant Report Re-Blooming Iris - Page 4

### *Iris, Bearded 'Jennifer Rebecca'(M/R) pk MjS 35"*

**Botanical Name:** Iris germanica 'Jennifer Rebecca'  
**Class:** Hardy Perennial  
**Height:** 2 - 3'  
**Flower Color:** Pink  
**Light:** Full Sun  
**Soil:** Alkaline, Rich, Good Drainage, Tolerates drought  
**Propagate by:** Division  
**Divide in:** Late Sum, Early Fall  
**Uses:** Bedding  
**Custom:** Re-bloomer, ZONE 6 ONLY, pH 6.5-7.5  
**Remarks:** 520-Deadhead each dead flwr bud, not entire stem until all flwring is complete. Then cut flwr stalk to the foliage. Keep leaves looking tidy by pulling off or trimming individual leaves. If whole plant looks bad, cut to 4-6"

**Zone:** 4 - 10  
**Type:** Garden Plant  
**Spacing / Spread:** 1 ft  
**Blooms:** Late Spring, Early Sum, Early Fall




**Plant in:** Late Spring, Early Sum, Early Fall

---

### *Iris, Bearded 'Ocean Pacific'(EM/R) pur MjS 36"*

**Botanical Name:** Iris germanica 'Ocean Pacific'  
**Class:** Hardy Perennial  
**Height:** 2 - 3'  
**Blooms:** Late Spring, Early Sum, Early Fall  
**Light:** Full Sun  
**Soil:** Alkaline, Rich, Good Drainage  
**Propagate by:** Division  
**Divide in:** Late Sum, Early Fall  
**Uses:** Bedding  
**Custom:** Re-bloomer, ZONE 6 ONLY, pH 6.5-7.5  
**Remarks:** 249-Deadhead each dead flwr bud, not entire stem until all flwring is complete. Then cut flwr stalk to the foliage. Keep leaves looking tidy by pulling off or trimming each leaf. If plant looks bad, cut to 4-6".

**Zone:** 4 - 10  
**Type:** Garden Plant  
**Spacing / Spread:** 1 ft



**Plant in:** Late Spring, Early Sum, Early Fall


---

## Plant Report: Plant Report Re-Blooming Iris - Page 5

### *Iris, Bearded 'Royal Courtship'(M/R) pur MjS 34"*

**Botanical Name:** Iris germanica 'Royal Courtship'  
**Class:** Hardy Perennial  
**Height:** 2 - 3'  
**Flower Color:** Violet  
**Light:** Full Sun  
**Soil:** Neutral, Rich, Good Drainage  
**Propagate by:** Rhizomes, Division  
**Divide in:** Summer, Late Sum, Early Fall  
**Uses:** Bedding  
**Custom:** Re-bloomer, ZONE 6 ONLY, pH 6.5-7.5  
**Remarks:** 2401 7-9 buds

**Zone:** 4  
**Type:** Garden Plant  
**Spacing / Spread:** 1 ft  
**Blooms:** Late Spring, Early Sum, Early Fall




**Plant in:** Late Spring, Early Sum, Early Fall

### *Iris, Bearded 'Total Recall'(E-L/R) wht/yel MjS 34"*

**Botanical Name:** Iris germanica 'Total Recall' POOR PERFORMER/Mulch!!  
**Class:** Hardy Perennial  
**Height:** 2 - 3'  
**Flower Color:** White, Yellow  
**Light:** Full Sun  
**Soil:** Alkaline, Rich, Good Drainage  
**Propagate by:** Division  
**Divide in:** Late Sum, Early Fall  
**Uses:** Bedding  
**Custom:** Re-bloomer, ZONE 6 ONLY, pH 6.5-7.5  
**Remarks:** 620-Deadhead each dead flwr bud, not entire stem until all flwring is complete. Then cut flwr stalk to the foliage. Keep leaves looking tidy by pulling off or trimming each leaf. If plant looks bad, cut to 4-6".

**Zone:** 4 - 10  
**Type:** Garden Plant  
**Spacing / Spread:** 1 ft  
**Blooms:** Late Spring, Early Sum, Early Fall




**Plant in:** Late Spring, Early Sum, Early Fall

### *Iris, Bearded 'Well Endowed'(EM/R) yel MjS 40"*

**Botanical Name:** Iris germanica 'Well Endowed'  
**Class:** Hardy Perennial  
**Height:** 3 - 4'  
**Flower Color:** Yellow  
**Light:** Full Sun  
**Soil:** Alkaline, Rich, Good Drainage  
**Propagate by:** Division

**Zone:** 4 - 10  
**Type:** Garden Plant  
**Spacing / Spread:** 1 ft  
**Blooms:** Late Spring, Early Sum, Early Fall



**Plant in:** Late Spring, Early Sum, Early Fall

## Plant Report: Plant Report Re-Blooming Iris - Page 6

**Divide in:** Late Sum, Early Fall

**Uses:** Bedding

**Custom:** Re-bloomer, ZONE 6 ONLY, pH 6.5-7.5

**Remarks:** 388-Deadhead each dead flwr bud, not entire stem until all flwring is complete. Then cut flwr stalk to the foliage. Keep leaves looking tidy by pulling off or trimming each leaf. If plant looks bad, cut to 4-6".

---