

## Plant Report: Plant Report Daffodils

### *Daffodil 'Actaea'(M) wht/orng aM 18"\*\*\**

**Botanical Name:** Narcissus, Poeticus 'Actaea'

**Class:** Hardy Perennial

**Height:** 12 - 18"

**Flower Color:** White, Orange

**Blooms:** Spring, Late Spring

**Light:** Full Sun, Part Shade

**Soil:** Rich, Good Drainage

**Propagate by:** Bulbs

**Custom:** pH 6.0-7.5

**Remarks:** 1277 Plant closer than indicated (6"). Prune flower stems to the ground when done blooming. Do not cut back leaves on daffodils until fallen over to ground or color loss to leaves.


**Zone:** 5

**Type:** Bulb

**Spacing / Spread:** 1 ft

**Flower Size (inches):** 3 - 4

**Plant in:** Late Sum, Early Fall



---

### *Daffodil 'Cheerfulness'(M) wht/orng a 15"\*\*\**

**Botanical Name:** Narcissus, Dbl-Poeticus 'Cheerfulness'

**Class:** Hardy Perennial

**Height:** 12 - 18"

**Flower Color:** White, Orange

**Light:** Full Sun, Part Shade

**Soil:** Rich, Good Drainage

**Propagate by:** Bulbs

**Custom:** pH 6.0-7.5

**Remarks:** 1599. Our dot represents 5 per square foot. Plant closer than spacing indicates(6"). Prune flower stems to the ground when done blooming. Do not cut back leaves on daffodils until fallen over to ground or color loss to leaves. Double flowers.


**Zone:** 5

**Type:** Bulb

**Spacing / Spread:** 1 ft

**Blooms:** Spring

**Plant in:** Late Sum, Early Fall



---

### *Daffodil 'Dutch Master'(M) yel aM 18"\*\*\**

**Botanical Name:** Narcissus, Trumpet 'Dutch Master'

**Class:** Hardy Perennial

**Height:** 12 - 18"

**Flower Color:** Yellow

**Light:** Full Sun, Part Shade

**Soil:** Good Drainage

**Propagate by:** Bulbs

**Custom:** pH 6.0-7.5

**Remarks:** 1800 Plant closer than indicated(6"). Prune flower stems to the ground when done blooming. Do not cut back leaves on daffodils until fallen over to ground or color loss to


**Zone:** 5

**Type:** Bulb

**Spacing / Spread:** 1 ft

**Blooms:** Spring, Late Spring

**Plant in:** Early Fall, Fall



leaves.



## Plant Report: Plant Report Daffodils - Page 3

### *Daffodil 'Filly'(M) wht/crm aM 14-16"\*\*\**

**Botanical Name:** Narcissus 'Filly'  
**Class:** Hardy Perennial  
**Height:** 12 - 18"  
**Flower Color:** White  
**Light:** Full Sun, Part Shade  
**Soil:** Good Drainage  
**Propagate by:** Bulbs  
**Custom:** pH 6.0-7.5  
**Remarks:** 1616 Plant closer than indicated (6"). Prune flower stems to the ground when done blooming. Do not cut back leaves on daffodils until fallen over to ground or color loss to leaves.

**Zone:** 4 - 9  
**Type:** Bulb  
**Spacing / Spread:** 1 ft  
**Blooms:** Spring, Late Spring

**Plant in:** Early Fall, Fall, Late Fall




### *Daffodil 'Golden Ducat'(M) yel/dbl a 15"\*\*\**

**Botanical Name:** Narcissus, Dbl-Trumpet 'Golden Ducat'  
**Class:** Hardy Perennial  
**Height:** 12 - 18"  
**Flower Color:** Yellow  
**Light:** Full Sun, Part Shade  
**Soil:** Good Drainage  
**Propagate by:** Bulbs  
**Custom:** pH 6.0-7.5  
**Remarks:** 1615 Plant closer than indicated (6"). Prune flower stems to the ground when done blooming. Do not cut back leaves on daffodils until fallen over to ground or color loss to leaves.

**Zone:** 3 - 9  
**Type:** Bulb  
**Spacing / Spread:** 1 ft  
**Blooms:** Spring

**Plant in:** Early Fall, Fall, Late Fall




### *Daffodil 'Ice Follies'(EM) wht/pale yel a 16"\*\*\**

**Botanical Name:** Narcissus, Large Cupped 'Ice Follies'  
**Class:** Hardy Perennial  
**Height:** 12 - 18"  
**Flower Color:** White, Yellow  
**Light:** Full Sun  
**Soil:** Good Drainage  
**Propagate by:** Bulbs  
**Custom:** pH 6.0-7.5  
**Remarks:** 1609. Plant closer than indicated (6"). Prune flower stems to the ground when done blooming. Do not cut back leaves on daffodils until fallen over to ground or color loss to leaves.

**Zone:** 4 - 9  
**Type:** Bulb  
**Spacing / Spread:** 1 ft  
**Blooms:** Spring

**Plant in:** Early Fall, Fall, Late Fall




## Plant Report: Plant Report Daffodils - Page 4

### *Daffodil 'Ice King'(EM) dbl wht/pale yel a 14-16"\*\*\**

**Botanical Name:** Narcissus, Dbl-Lg Cup 'Ice King'  
**Class:** Hardy Perennial  
**Height:** 12 - 18"  
**Flower Color:** White, Yellow  
**Light:** Full Sun  
**Soil:** Good Drainage  
**Propagate by:** Bulbs  
**Custom:** pH 6.0-7.5  
**Remarks:** 2091 Plant closer than indicated (6"). Prune flower stems to the ground when done blooming. Do not cut back leaves on daffodils until fallen over to ground or color loss to leaves.

**Zone:** 4 - 9  
**Type:** Bulb  
**Spacing / Spread:** 1 ft  
**Blooms:** Spring

**Plant in:** Early Fall, Fall, Late Fall




---

### *Daffodil 'Jenny'(M) wht aM 8"\*\*\**

**Botanical Name:** Narcissus, Cyclamineus 'Jenny' mini  
**Class:** Hardy Perennial  
**Height:** 4 - 8"  
**Flower Color:** White  
**Light:** Full Sun, Part Shade  
**Soil:** Good Drainage  
**Propagate by:** Bulbs  
**Uses:** Border, Cut Flower, Naturalize, Rock Garden  
**Custom:** pH 6.0-7.5  
**Remarks:** 1969 Plant closer than indicated (3"). Prune flower stems to the ground when done blooming. Do not cut back leaves on daffodils until fallen over to ground or color loss to leaves. Mini-daff. White perianth, creamy wht cup.

**Zone:** 4 - 8  
**Type:** Bulb  
**Spacing / Spread:** 1 ft  
**Blooms:** Spring, Late Spring

**Plant in:** Early Fall, Fall, Late Fall




---

### *Daffodil 'Mt. Hood'(M) wht aM 18"\*\*\**

**Botanical Name:** Narcissus, Trumpet 'Mt. Hood'  
**Class:** Hardy Perennial  
**Height:** 18 - 24"  
**Flower Color:** White  
**Light:** Full Sun, Part Shade  
**Soil:** Rich, Good Drainage  
**Propagate by:** Bulbs  
**Custom:** pH 6.0-7.5  
**Remarks:** 1123 Plant closer than indicated (6"). Prune flower stems to the ground when done blooming. Do not cut back leaves on daffodils until fallen over to ground or color loss to

**Zone:** 5  
**Type:** Bulb  
**Spacing / Spread:** 1 ft  
**Blooms:** Spring, Late Spring

**Plant in:** Late Sum, Early Fall



leaves.




## Plant Report: Plant Report Daffodils - Page 6

### *Daffodil 'Pipit'(E) yel/wht aM 8"\*\*\**

**Botanical Name:** Narcissus, Jonquilla 'Pipit' mini  
**Class:** Hardy Perennial  
**Height:** 4 - 8"  
**Flower Color:** White, Yellow  
**Light:** Full Sun, Part Shade  
**Soil:** Good Drainage  
**Propagate by:** Bulbs  
**Uses:** Border, Cut Flower, Naturalize, Rock Garden  
**Custom:** pH 6.0-7.5  
**Remarks:** 1970 Plant closer than indicated (3"). Prune flower stems to the ground when done blooming. Do not cut back leaves on daffodils until fallen over to ground or color loss to leaves. Mini-daff. Light yellow, crown yellow/white. See Van Bourgondien

**Zone:** 4 - 8  
**Type:** Bulb  
**Spacing / Spread:** 1 ft  
**Blooms:** Spring, Late Spring

**Plant in:** Early Fall, Fall, Late Fall




---

### *Daffodil 'Rip Van Winkle'(EM) dbl yel aM 10"\*\*\**

**Botanical Name:** Narcissus, Dbl-Mini 'Rip Van Winkle'  
**Class:** Hardy Perennial  
**Height:** 8 - 12"  
**Flower Color:** Yellow  
**Light:** Full Sun, Part Shade  
**Soil:** Good Drainage  
**Propagate by:** Bulbs  
**Uses:** Border, Cut Flower, Naturalize, Rock Garden  
**Custom:** pH 6.0-7.5  
**Remarks:** 1971 Plant closer than indicated (3"). Prune flower stems to the ground when done blooming. Do not cut back leaves on daffodils until fallen over to ground or color loss to leaves. Mini-daff. Clear yellow Double. See Van Bourgondien

**Zone:** 4 - 8  
**Type:** Bulb  
**Spacing / Spread:** 1 ft  
**Blooms:** Spring, Late Spring

**Plant in:** Early Fall, Fall, Late Fall




---

### *Daffodil 'Rosy Cloud'(M) wht/pink aM 20"\*\*\**

**Botanical Name:** Narcissus, Dbl-Trumpet 'Rosy Cloud'  
**Class:** Hardy Perennial  
**Height:** 18 - 24"  
**Flower Color:** Pink  
**Light:** Full Sun, Part Shade  
**Soil:** Good Drainage  
**Propagate by:** Bulbs  
**Uses:** Bedding

**Zone:** 5  
**Type:** Bulb  
**Spacing / Spread:** 1 ft  
**Blooms:** Spring, Late Spring

**Plant in:** Early Fall, Fall



## Plant Report: Plant Report Daffodils - Page 7

**Custom:** pH 6.0-7.5

**Remarks:** 1775. Plant closer than indicated (6"). Double cups of shell pink beautifully set off by a cream perianth. Prune flower stems to the ground when done blooming. Do not cut back leaves on daffodils until fallen over to ground or color loss to leaves.

---


## Plant Report: Plant Report Daffodils - Page 8

### *Daffodil 'Salome'(ML) wht/pk M 14-18"\*\*\**

**Botanical Name:** Narcissus, Large Cupped 'Salome'  
**Class:** Hardy Perennial  
**Height:** 12 - 18"  
**Flower Color:** White, Pink  
**Light:** Full Sun, Part Shade  
**Soil:** Rich, Good Drainage  
**Propagate by:** Bulbs  
**Custom:** pH 6.0-7.5  
**Remarks:** 1257 Plant closer than indicated spread (6"). Prune flower stems to the ground when done blooming. Do not cut back leaves on daffodils until fallen over to ground or color loss to leaves.

**Zone:** 5  
**Type:** Bulb  
**Spacing / Spread:** 1 ft  
**Blooms:** Late Spring

**Plant in:** Late Sum, Early Fall




---

### *Daffodil 'Sir Winston Churchill'(ML) wh/yel ma 18"\*\*\**

**Botanical Name:** Narcissus, Poeticus 'Sir Winston Churchill'  
**Class:** Hardy Perennial  
**Height:** 12 - 18"  
**Flower Color:** White  
**Light:** Full Sun, Part Shade  
**Soil:** Good Drainage  
**Propagate by:** Bulbs  
**Custom:** pH 6.0-7.5  
**Remarks:** 776 Plant closer than indicated spread (6"). Prune flower stems to the ground when done blooming. Do not cut back leaves on daffodils until fallen over to ground or color loss to leaves.

**Zone:** 5  
**Type:** Bulb  
**Spacing / Spread:** 1 ft  
**Blooms:** Early Spr, Spring

**Plant in:** Early Fall, Fall




---

### *Daffodil 'Tahiti'(ML) dbl. yell/wh/org aM 18"\*\*\**

**Botanical Name:** Narcissus, Dbl-Sm Cup 'Tahiti'  
**Class:** Hardy Perennial  
**Height:** 12 - 18"  
**Flower Color:** White, Orange, Yellow  
**Light:** Full Sun, Part Shade  
**Soil:** Good Drainage  
**Propagate by:** Bulbs  
**Custom:** pH 6.0-7.5  
**Remarks:** 778 Plant closer than indicated spread (6"). Prune flower stems to the ground when done blooming. Do not cut back leaves on daffodils until fallen over to ground or color loss to leaves.

**Zone:** 5  
**Type:** Bulb  
**Spacing / Spread:** 1 ft  
**Blooms:** Spring, Late Spring

**Plant in:** Early Fall, Fall






## Plant Report: Plant Report Daffodils - Page 9

### *Daffodil 'Tete-a-Tete'(E) yel aM 6"\*\*\**

**Botanical Name:** Narcissus, Misc. 'Tete-a-Tete' mini  
**Class:** Hardy Perennial  
**Height:** 4 - 8"  
**Flower Color:** Yellow  
**Light:** Full Sun, Part Shade  
**Soil:** Good Drainage  
**Propagate by:** Bulbs  
**Uses:** Border, Cut Flower, Naturalize, Rock Garden  
**Custom:** pH 6.0-7.5  
**Remarks:** 1968 Plant closer than indicated (3"). Prune flower stems to the ground when done blooming. Do not cut back leaves on daffodils until fallen over to ground or color loss to leaves. Mini. Long yellow cup. See Van Bourgondien

**Zone:** 4 - 8  
**Type:** Bulb  
**Spacing / Spread:** 1 ft  
**Blooms:** Spring, Late Spring

**Plant in:** Early Fall, Fall, Late Fall




---

### *Daffodil 'White Lion'(EM) dbl wht/yel a 14-16"\**

**Botanical Name:** Narcissus, Dbl-Lg Cup 'White Lion'  
**Class:** Hardy Perennial  
**Height:** 12 - 18"  
**Flower Color:** White, Yellow  
**Light:** Full Sun  
**Soil:** Good Drainage  
**Propagate by:** Bulbs  
**Uses:** Bedding, Border, Cut Flower, Fragrance, Naturalize  
**Custom:** pH 6.0-7.5  
**Remarks:** 2633. Plant closer than indicated (6"). Prune flower stems to the ground when done blooming. Do not cut back leaves on daffodils until fallen over to ground or color loss to leaves.

**Zone:** 4 - 9  
**Type:** Bulb  
**Spacing / Spread:** 1 ft  
**Blooms:** Spring

**Plant in:** Early Fall, Fall, Late Fall




---

### *Daffodil 'Yellow Cheerfulness'(L) dbl yel a 20"\*\*\**

**Botanical Name:** Narcissus, Dbl-Poeticus 'Yellow Cheerfulness'  
**Class:** Hardy Perennial  
**Height:** 18 - 24"  
**Flower Color:** Yellow  
**Light:** Full Sun  
**Soil:** Good Drainage  
**Propagate by:** Bulbs  
**Custom:** pH 6.0-7.5

**Zone:** 4 - 9  
**Type:** Bulb  
**Spacing / Spread:** 1 ft  
**Blooms:** Spring

**Plant in:** Early Fall, Fall, Late Fall



## Plant Report: Plant Report Daffodils - Page 10

**Remarks:** 1608. Plant closer than indicated spread (6"). Prune flower stems to the ground when done blooming. Do not cut back leaves on daffodils until fallen over to ground or color loss to leaves.

---


**Plant Report: Plant Report Daffodils - Page 11**

*Daffodils, mixed for naturalizing(M) a 15"\*\*\**

**Botanical Name:** Narcissus Nautralizing Mix  
**Class:** Hardy Perennial  
**Height:** 12 - 18"  
**Flower Color:** White, Yellow  
**Light:** Full Sun, Part Shade  
**Soil:** Good Drainage  
**Propagate by:** Division  
**Divide in:** Late Sum, Early Fall  
**Custom:** pH 6.0-7.5  
**Remarks:** 677 Plant closer than the spacing indicated (6"). Prune flower stems to the ground when done blooming. Do not cut back leaves on daffodils until fallen over to ground or color loss to leaves.

**Zone:** 4 - 10  
**Type:** Bulb  
**Spacing / Spread:** 1 ft  
**Blooms:** Spring

**Plant in:** Fall



---